



GOVERNMENT OF KARNATAKA  
DEPARTMENT OF PUBLIC INSTRUCTION

**KALIKA CHETHARIKE**

**2022-23**

**LEARNING SHEETS**

**ENGLISH**  
**SECOND LANGUAGE**

**PART - 1**

**5**

**FIFTH STANDARD**

**SAMAGRA SHIKSHANA KARNATAKA, BENGALURU**  
**AND**  
**DEPARTMENT OF STATE EDUCATION**  
**RESEARCH AND TRAINING, BENGALURU**

## ಸಂದೇಶ

ಆತ್ಮೀಯರೇ,



ಮಕ್ಕಳ ಶಿಕ್ಷಣವೇ ಭಾರತದ ಭವಿಷ್ಯ. ಇದಕ್ಕಾಗಿ ಕೇಂದ್ರ ಸರ್ಕಾರವು ಹೊಸ ಶಿಕ್ಷಣ ನೀತಿ 2020ನ್ನು ಜಾರಿಗೊಳಿಸಿದೆ. ರಾಷ್ಟ್ರೀಯ ಶಿಕ್ಷಣ ನೀತಿ 2020 ರ ಶಿಫಾರಸ್ಸುಗಳನ್ನು ಅನುಷ್ಠಾನಗೊಳಿಸುವ ನಿಟ್ಟಿನಲ್ಲಿ ಕರ್ನಾಟಕ ರಾಜ್ಯ ಮುಂಚೂಣಿಯಲ್ಲಿದ್ದು, ವ್ಯವಸ್ಥೆಯಲ್ಲಿ ಸಾಕಷ್ಟು ಸುಧಾರಣೆಗಳನ್ನು ತರಲಾಗುತ್ತಿದೆ. ಪಠ್ಯಕ್ರಮ ವಿನ್ಯಾಸ, ಕಲಿಸುವಿಕೆಯಲ್ಲಿ ನಾವೀನ್ಯತೆ, ತರಗತಿ ಪ್ರಕ್ರಿಯೆಯ ಮರುವಿನ್ಯಾಸ ಹಾಗೂ ಶಾಲೆಗಳಲ್ಲಿ ಕಲಿಕಾ ಸಮೃದ್ಧ ವಾತಾವರಣ ನಿರ್ಮಾಣ ಮಾಡಲು ಹಲವು ಕಾರ್ಯತಂತ್ರಗಳನ್ನು ರೂಪಿಸಲಾಗುತ್ತಿದೆ. ಈ ನಿಟ್ಟಿನಲ್ಲಿ ಈಗಾಗಲೇ ನಿಪುಣ್ ಭಾರತ್ ಮಿಷನ್ ಅಡಿಯಲ್ಲಿ ಬುನಾದಿ ಸಾಕ್ಷರತೆ ಮತ್ತು ಸಂಖ್ಯಾ ಜ್ಞಾನ ಕೌಶಲಗಳನ್ನು ಖಾತ್ರಿಪಡಿಸುವಲ್ಲಿ ನಮ್ಮ ರಾಜ್ಯ ಕಾರ್ಯಪ್ರವೃತ್ತಗೊಂಡಿದೆ.

ಪ್ರಸ್ತುತ ಕೋವಿಡ್-19 ಸಾಂಕ್ರಾಮಿಕ ರೋಗದಿಂದಾಗಿ ಮಕ್ಕಳು ಔಪಚಾರಿಕ ಶಿಕ್ಷಣ ಪಡೆಯುವಲ್ಲಿ ಅಡೆತಡೆಗಳಾಗಿ, ಎರಡು ವರ್ಷಗಳಲ್ಲಿ ಕಲಿಕಾ ನಷ್ಟವಾಗಿರುತ್ತದೆ. ಔಪಚಾರಿಕ ಹಾಗೂ ಅನೌಪಚಾರಿಕ ಕಾರ್ಯತಂತ್ರಗಳ ಮೂಲಕ ವಿದ್ಯಾರ್ಥಿಗಳ ಕಲಿಕೆಯ ನಿರಂತರತೆಗೆ ಪ್ರಯತ್ನಿಸಿದ್ದಾಗ್ಯೂ ಸಹ ನಿರೀಕ್ಷಿತ ಮಟ್ಟದ ಕಲಿಕೆ ಆಗದಿರುವುದನ್ನು ಹಲವು ಅಧ್ಯಯನಗಳು ತಿಳಿಸಿವೆ. ಈ ಕಲಿಕಾ ಅಂತರವನ್ನು ಸರಿಪಡಿಸುವ ನಿಟ್ಟಿನಲ್ಲಿ ನಾವೆಲ್ಲರೂ ಕಾರ್ಯಪ್ರವೃತ್ತರಾಗಬೇಕಿದೆ. ಸದರಿ ಕಲಿಕಾ ಅಂತರವನ್ನು ಸರಿಪಡಿಸುವ ನಿಟ್ಟಿನಲ್ಲಿ ವೈಜ್ಞಾನಿಕ ತಳಹದಿಯ ಮೇಲೆ ಕರ್ನಾಟಕ ಸರ್ಕಾರ 'ಕಲಿಕಾ ಚೇತರಿಕೆ' ಎಂಬ ವಿನೂತನ ಉಪಕ್ರಮವನ್ನು 2022-23ನೇ ಶೈಕ್ಷಣಿಕ ವರ್ಷದಲ್ಲಿ ಅನುಷ್ಠಾನಗೊಳಿಸುತ್ತಿದೆ.

ಎಲ್ಲಾ ವಿದ್ಯಾರ್ಥಿಗಳು ಹಿಂದಿನ ಎರಡು ತರಗತಿಗಳಲ್ಲಿ ಕಲಿಯಲೇಬೇಕಾಗಿದ್ದ ಪ್ರಮುಖ ಸಾಮರ್ಥ್ಯ, ಪರಿಕಲ್ಪನೆಗಳನ್ನು ಗುರುತಿಸಿದೆ. ಇದಕ್ಕೆ ಸಂವಾದಿಯಾಗಿ ಪ್ರಸಕ್ತ ತರಗತಿಯಲ್ಲಿ ಕಲಿಯಲೇಬೇಕಾದ ಪ್ರಮುಖ ಸಾಮರ್ಥ್ಯ, ಪರಿಕಲ್ಪನೆಗಳನ್ನು ಜೋಡಿಸಿ ಕಲಿಕಾ ಹಾಳೆಗಳನ್ನು ಮತ್ತು ಶಿಕ್ಷಕರ ಕೈಪಿಡಿಯನ್ನು ಸಿದ್ಧಪಡಿಸಲಾಗಿದೆ. ಕಲಿಕಾ ಹಾಳೆಗಳು ಚಟುವಟಿಕೆಗಳಿಂದ ಕೂಡಿದ್ದು, ಮಗುವಿನ ಮುಗ್ಧ ಮನಸ್ಸಿಗೆ ಸಂತೋಷವನ್ನುಂಟು ಮಾಡುವಂತೆ ರೂಪಿಸಲಾಗಿರುತ್ತದೆ. ಇವುಗಳನ್ನು ಪೂರ್ಣಗೊಳಿಸುವುದರಿಂದ ಕಲಿಕಾ ನಷ್ಟವನ್ನು ಸರಿದೂಗಿಸಬಹುದು ಎಂಬ ಆಶಯ ನನ್ನದಾಗಿರುತ್ತದೆ. ಪಠ್ಯಪುಸ್ತಕ, ಶಿಕ್ಷಕರ ಕೈಪಿಡಿಗಳು ಮತ್ತು ಕಲಿಕಾ ಹಾಳೆಗಳು ಪರಸ್ಪರ ಪೂರಕವಾಗಿವೆ. ಶಿಕ್ಷಕರು ಕೈಪಿಡಿಯಲ್ಲಿ ನೀಡಿದ ಮಾರ್ಗಸೂಚಿಯನ್ವಯ ಈ ವಿನೂತನ ಕಾರ್ಯವನ್ನು ಅದರ ಅಂತಸ್ತತ್ವದಿಂದ ಅನುಷ್ಠಾನಗೊಳಿಸಿ, ಮಕ್ಕಳ ಕಲಿಕೆಯ ಸುಧಾರಣೆಗೆ ಕಾರಣವಾಗುತ್ತೀರಿ ಎಂದು ಹಾರೈಸುತ್ತೇನೆ. ಆದ್ದರಿಂದ ಇಲಾಖೆಯ ಸರ್ವರೂ, ಪೋಷಕವರ್ಗ ಮತ್ತು ಭಾಗೀದಾರರೆಲ್ಲರೂ ಇದರಲ್ಲಿ ಪರಿಣಾಮಕಾರಿಯಾಗಿ ಕೈ ಜೋಡಿಸಿ ಈ ಕಾರ್ಯಕ್ರಮವನ್ನು ಯಶಸ್ವಿಗೊಳಿಸುತ್ತೀರೆಂದು ಆಶಿಸುತ್ತೇನೆ.

ಎಲ್ಲರಿಗೂ ಶುಭವಾಗಲಿ.....

**ಶ್ರೀ ಬಿ. ಸಿ. ನಾಗೇಶ್**  
ಪ್ರಾಥಮಿಕ ಹಾಗೂ ಪ್ರೌಢ ಶಿಕ್ಷಣ  
ಹಾಗೂ ಸಕಾಲ ಸಚಿವರು



## ಆರಂಭಿಕ ನುಡಿ

ಆತ್ಮೀಯರೇ,

ಎರಡು ವರ್ಷಗಳ ಕಾಲ ಕೋವಿಡ್-19ರ ಕಾರಣದಿಂದ ಔಪಚಾರಿಕ ತರಗತಿಗಳು ನಿರೀಕ್ಷೆಯಂತೆ ನಡೆಯದೇ ಮಕ್ಕಳಲ್ಲಿ ಕಲಿಕಾ ನಷ್ಟ ಉಂಟಾಗಿರುವುದು ಶೋಚನೀಯ. ಇದರಿಂದಾಗಿ ಕಲಿಕಾ ಅಂತರ, ಸಾಮಾಜಿಕ ಹಾಗೂ ಭಾವನಾತ್ಮಕ ಏರುಪೇರುಗಳು ಉಂಟಾಗಿವೆ. ಈ ಎಲ್ಲ ಅಡೆತಡೆಗಳನ್ನು ನಿವಾರಿಸಿ, ಕಲಿಕಾ ನಿರಂತರತೆಯನ್ನು ಕಾಯ್ದುಕೊಳ್ಳಲು 2022-23ನೇ ಶೈಕ್ಷಣಿಕ ವರ್ಷದಲ್ಲಿ ಕಲಿಕಾ ಚೇತರಿಕೆ ಉಪಕ್ರಮವನ್ನು ಅನುಷ್ಠಾನಗೊಳಿಸಲಾಗುತ್ತಿದೆ. ಪ್ರತಿಯೊಬ್ಬ ವಿದ್ಯಾರ್ಥಿಯು ಬುನಾದಿ ಸಾಕ್ಷರತೆ ಮತ್ತು ಸಂಖ್ಯಾಜ್ಞಾನವನ್ನು ಸಾಧಿಸುವುದು ಪ್ರಥಮ ಆದ್ಯತೆಯಾಗಿರುತ್ತದೆ. ಎಲ್ಲಾ ಕಲಿಕೆಗೆ ಮೂಲಭೂತವಾಗಿ ಬುನಾದಿ ಸಾಕ್ಷರತೆ ಮತ್ತು ಸಂಖ್ಯಾಜ್ಞಾನ ಅತ್ಯಗತ್ಯ. ಆದ್ದರಿಂದ ಆಯಾ ತರಗತಿಯ ನಿರ್ದಿಷ್ಟ ಕಲಿಕಾ ಫಲಗಳೊಂದಿಗೆ ಬುನಾದಿ ಸಾಕ್ಷರತೆ ಮತ್ತು ಸಂಖ್ಯಾಜ್ಞಾನದ ಕಲಿಕಾ ಚಟುವಟಿಕೆಗಳನ್ನು ಅಂತರ್ಗತಗೊಳಿಸಿ ಕಲಿಕಾ ಚೇತರಿಕೆ ಉಪಕ್ರಮವನ್ನು ರೂಪಿಸಲಾಗಿದೆ. ಇಲ್ಲಿ ನೀಡಿರುವ ಕಲಿಕಾ ಹಾಳೆಗಳನ್ನು ತಾವು ಬಳಸಿಕೊಂಡು ಮಕ್ಕಳಲ್ಲಿ ಬುನಾದಿ ಕಲಿಕಾ ಜ್ಞಾನವನ್ನು ಅನುಕೂಲಿಸುವಿರಿ ಹಾಗೂ ಕಲಿಕಾ ಅಂತರವನ್ನು ಪೂರೈಸುವಿರಿ ಎಂದು ಆಶಿಸುತ್ತೇನೆ. ಇದನ್ನು ಶಾಲಾಧಾರಿತವಾಗಿ ಮೌಲ್ಯಾಂಕನ ಮಾಡುತ್ತಾ ನಿಗದಿತ ಸಾಮರ್ಥ್ಯ ಮತ್ತು ಪರಿಕಲ್ಪನೆಗಳಿಗೆ ಪ್ರಾಮಾಣಿಕ ಪ್ರಯತ್ನ ಮಾಡುತ್ತೀರಿ ಎಂದು ನಂಬಿರುತ್ತೇನೆ. ತಮ್ಮೆಲ್ಲರ ಬೆಂಬಲದಿಂದ ಪರಿಣಾಮಕಾರಿ ಅನುಷ್ಠಾನ ಸಾಧ್ಯ. ಈ ನಿಟ್ಟಿನಲ್ಲಿ ಎಲ್ಲರಿಗೂ ಯಶಸ್ಸನ್ನು ಹಾರೈಸುತ್ತೇನೆ.



ಶ್ರೀಮತಿ ಪಲ್ಲವಿ ಆಕುರಾತಿ, ಭಾ.ಆ.ಸೇ.

ರಾಜ್ಯ ಯೋಜನಾ ನಿರ್ದೇಶಕರು, ಸಮಗ್ರ ಶಿಕ್ಷಣ ಕರ್ನಾಟಕ

## ಪ್ರಾಸ್ತಾವಿಕ ನುಡಿ

ಆತ್ಮೀಯರೇ,

ಹೊಸ ಶತಮಾನದ ಆಶಯಗಳನ್ನು ಒಳಗೊಂಡ ರಾಷ್ಟ್ರೀಯ ಶಿಕ್ಷಣ ನೀತಿ-2020ರ ಅನುಷ್ಠಾನ ಸಂದರ್ಭದಲ್ಲಿ ಶೈಕ್ಷಣಿಕ ಕ್ಷೇತ್ರದಲ್ಲಿನ ಬದಲಾವಣೆಗೆ ನಾವೆಲ್ಲರೂ ತೆರೆದುಕೊಳ್ಳಬೇಕಿದೆ. ಅದರ ಜೊತೆಗೆ ಕೋವಿಡ್ ಸಂದರ್ಭದಲ್ಲಿ ಉಂಟಾದ ವ್ಯತಿರಿಕ್ತ ಪರಿಣಾಮವನ್ನು ಸರಿಪಡಿಸುವ ಹೊಣೆಗಾರಿಕೆ ಮಹತ್ವದ್ದಾಗಿದೆ. ಕಳೆದ ಎರಡು ವರ್ಷಗಳಲ್ಲಿ ಬಹು ಮಾಧ್ಯಮಗಳನ್ನು ಬಳಸಿಕೊಂಡು ವಿದ್ಯಾಗಮ, ಸಂವೇದದಂತಹ ಶೈಕ್ಷಣಿಕ ಉಪಕ್ರಮಗಳ ಮೂಲಕ ಮಾಡಿದ ಪ್ರಯತ್ನಗಳ ನಡುವೆಯೂ ವಿದ್ಯಾರ್ಥಿಗಳ ಕಲಿಕೆಯಲ್ಲಿ ಸಾಕಷ್ಟು ಕಲಿಕಾ ಅಂತರ ಉಂಟಾಗಿರುವುದು ವಾಸ್ತವದ ಸಂಗತಿ. ಕಲಿಕಾ ನಷ್ಟ, ಕಲಿಕಾ ಅಂತರ ಪೂರೈಸುವ ಯೋಜನೆಯೇ 'ಕಲಿಕಾ ಚೇತರಿಕೆ' ಉಪಕ್ರಮ. ಈ ಸಂದರ್ಭೋಚಿತ ಉಪಕ್ರಮದಲ್ಲಿ ಈ ಶೈಕ್ಷಣಿಕ ವರ್ಷದಲ್ಲಿ ಬುನಾದಿ ಸಾಕ್ಷರತೆ ಮತ್ತು ಸಂಖ್ಯಾಜ್ಞಾನ ಸಾಮರ್ಥ್ಯವನ್ನು ಸಾಧಿಸುವುದರೊಂದಿಗೆ, ಹಿಂದಿನ ಎರಡು ಶೈಕ್ಷಣಿಕ ವರ್ಷಗಳ ಆಯ್ದು ಕಲಿಕಾಫಲಗಳು ಹಾಗೂ ಪ್ರಸಕ್ತ ಶೈಕ್ಷಣಿಕ ವರ್ಷದಲ್ಲಿ ಕಲಿಯಲೇಬೇಕಾದ ಅತ್ಯಗತ್ಯ ಕಲಿಕಾಫಲಗಳನ್ನು ಎಲ್ಲಾ ಮಕ್ಕಳಲ್ಲಿ ಸಾಧಿಸುವ ಗುರಿಯನ್ನು ಇಟ್ಟುಕೊಳ್ಳಲಾಗಿದೆ. ಈ ಸಾಧನೆಗಾಗಿ ಕಲಿಕಾ ಪ್ರಕ್ರಿಯೆಯ ಸಾಧ್ಯತೆಗಳನ್ನು ಸೂಚಿಸುವ 'ಶಿಕ್ಷಕರ ಕೈಪಿಡಿ' ಮತ್ತು ಶಿಶುಕೇಂದ್ರಿತ ಕಲಿಕಾ ಪೂರಕ ಚಟುವಟಿಕೆಗಳನ್ನೊಳಗೊಂಡ ವಿದ್ಯಾರ್ಥಿಗಳ 'ಕಲಿಕಾ ಹಾಳೆ'ಗಳ ಪುಸ್ತಕ ಎಂಬ ಎರಡು ಸಾಹಿತ್ಯಗಳನ್ನು ಸೃಜಿಸಲಾಗಿದೆ. ಈ ಕಲಿಕಾ ಹಾಳೆಗಳಲ್ಲಿ ವಿದ್ಯಾರ್ಥಿಗಳು ಕಲಿಯಲೇಬೇಕಾದ ಸಾಮರ್ಥ್ಯ, ಪರಿಕಲ್ಪನೆ ಮತ್ತು ಕಲಿಕಾಫಲಗಳನ್ನು ಕೇಂದ್ರೀಕರಿಸಿದೆ. ಇವುಗಳನ್ನು ಬಳಸಿ ಮಕ್ಕಳ ಕಲಿಕಾ ನಷ್ಟವನ್ನು ಸರಿದೂಗಿಸಲು ಎಲ್ಲಾ ಭಾಗೀದಾರರು ಸಕ್ರಿಯವಾಗಿ ತೊಡಗಿಸಿಕೊಳ್ಳಬೇಕಾಗಿ ಈ ಮೂಲಕ ವಿನಂತಿಸುತ್ತೇನೆ. ಈ ಕಾರ್ಯಾಭಿವೃದ್ಧಿಯಲ್ಲಿ ತೊಡಗಿಸಿಕೊಂಡ ಇಲಾಖಾ ಮಿತ್ರರು ಮತ್ತು ಅಜೀಮ್ ಪ್ರೇಮ್‌ಜೀ ಫೌಂಡೇಶನ್ ಇವರಿಗೆ ಅಭಿನಂದನೆಗಳನ್ನು ಸಲ್ಲಿಸುತ್ತೇನೆ.



ಶುಭವಾಗಲಿ.

ಶ್ರೀಮತಿ ಸುಮಂಗಲ ವಿ.

ನಿರ್ದೇಶಕರು, ರಾಜ್ಯ ಶಿಕ್ಷಣ ಸಂಶೋಧನೆ ಮತ್ತು ತರಬೇತಿ ಇಲಾಖೆ, ಬೆಂಗಳೂರು

## CONCEPT AND GUIDANCE

<b>Dr. S. Selvakumar IAS,</b> Principal Secretary Department of Primary and Secondary Education, Karnataka	<b>Dr. Vishal R., IAS,</b> Commissioner for Public Instruction, Bengaluru
<b>Smt. Pallavi Akurathi, IAS,</b> State project Director, SSK Bengaluru	<b>Smt. Sumangala V.</b> Director DSERT, Bengaluru

## RESOURCE TEAM

Led by :

**DISTRICT INSTITUTE OF EDUCATION AND TRAINING MANGALURU**

<b>Nirmala Wilma Rodrigues</b> Cluster Resource Person BRC Mangaluru South, D.K.	<b>Nanda Esther</b> Teacher, GHPS Shamboor Bantwal, D.K.
<b>Jenifer Baretto</b> Teacher, GHS Sajipanadu Bantwal, D.K.	<b>Sumana S.</b> Teacher, GHPS Chennaithody Bantwal, D.K.
<b>Azim Premji Foundation Team</b>	

## VERIFICATION TEAM

<b>Smt. Rajalakshmi K.</b> DDPI (Devt.) DIET, D.K.	<b>Smt. Geetha Shetty, Lecturer</b> Nodal Officer Kalikachetharike, DIET, D.K.
<b>Subramanya K. N.</b> Block Resource Person BRC Sullia, D.K.	

Co-ordination

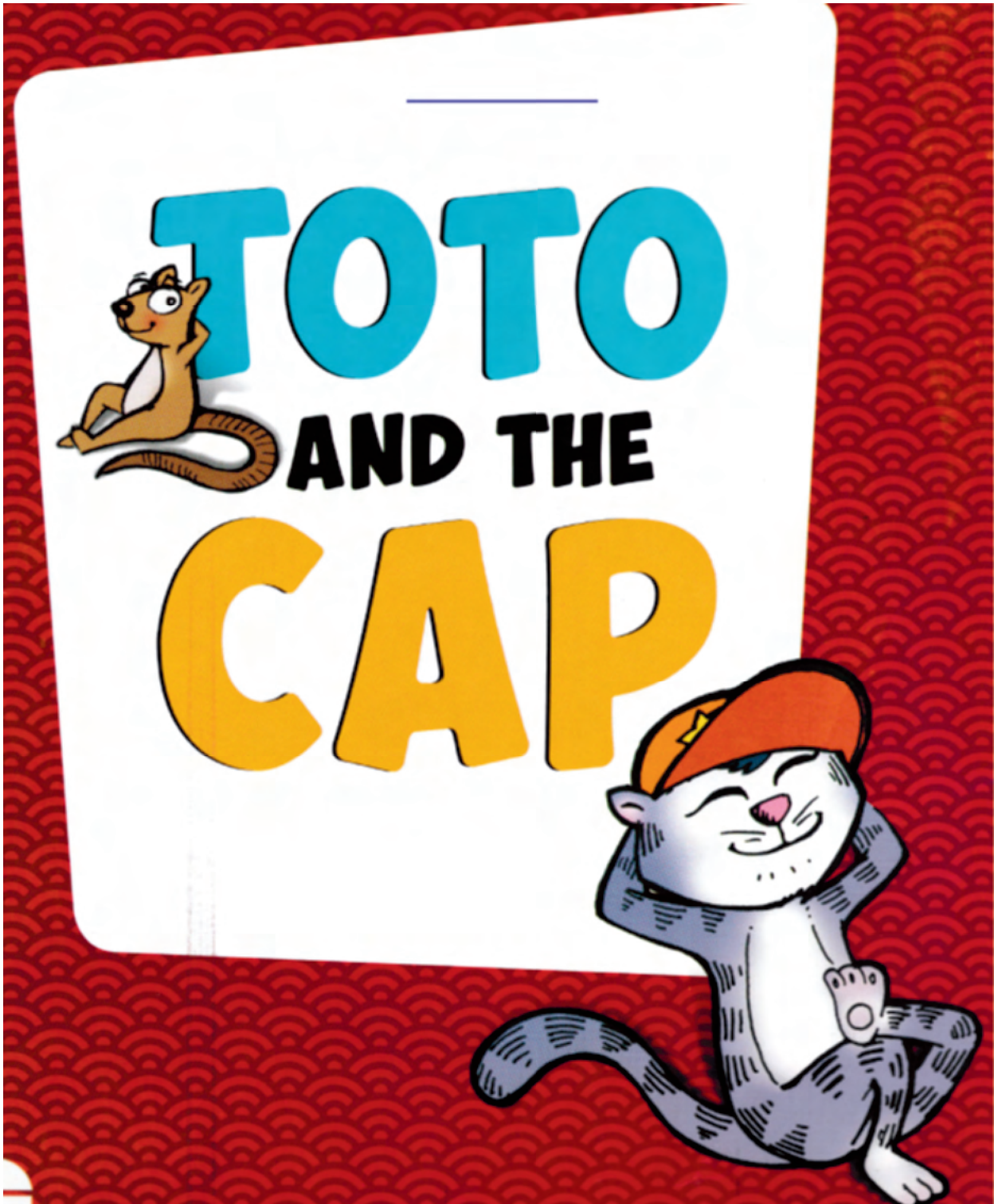
**EVG Section, DSERT**

**CLASS: 5**  
**SECOND LANGUAGE ENGLISH**  
**PART - 1**

**TABLE OF CONTENTS**

<b>Sl. No.</b>	<b>Topic</b>	<b>Page No.</b>
1	Milestone: 1 Manasa's family-1	1-14
2	Milestone: 2 My neighbourhood	15-25
3	Milestone: 3 Colours	26-35
4	Milestone: 4 Numbers	36-48
5	Milestone: 5 Animals and Birds	49-60
6	Milestone: 6 Transport -1	61-73
7	Milestone: 7 My body	74-90

MILESTONE 1: MANASA'S FAMILY-1  
STORY



This is Toto, the baby cat. He lives with Papa cat and Mama cat.

Papa cat has a cap. Mama cat has a cap. Toto also wanted a cap.



This is Toto cat.  
This is Papa cat.  
Papa cat has a cap.

Papa cat said, "baby cats do not wear caps"

One day, Papa cat was going out. He hid the cap in a pot. He put the pot on the cot and went out.



The cap is in the pot.  
The pot is on the cot.



Toto cat got on to the cot,  
put his hand in the pot and  
pulled out the cap.

Toto cat put the cap on his  
head.

He was very happy.



Toto cat is on the cot.  
Toto cat has the cap.

### MANASA'S FAMILY PRESENTATION CARD 1

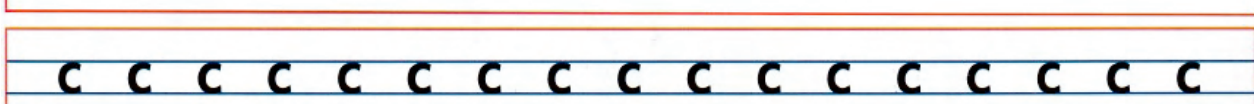
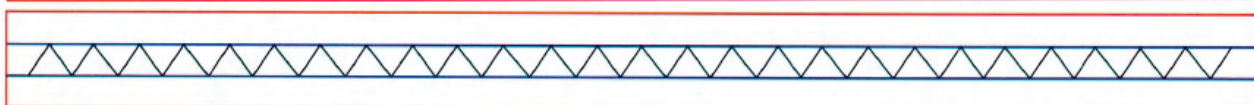
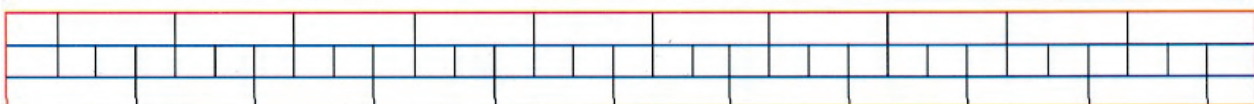

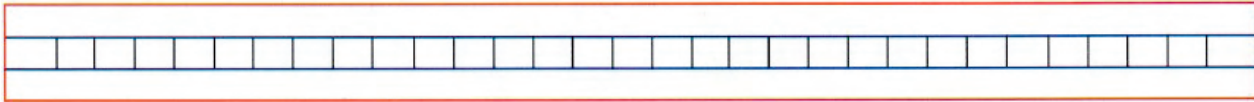


### MANASA'S FAMILY PRESENTATION CARD 2



Milestone 1: Learning sheet – 1

Practice the strokes given below



Milestone 1: Learning sheet – 2

Practice the strokes given below

O O O O O O O O O O O O O O O O

Blank handwriting practice lines.

S S S S S S S S S S S S S S S S S S S S

Blank handwriting practice lines.

Wavy line tracing pattern.

Blank handwriting practice lines.

Wavy line tracing pattern.

Blank handwriting practice lines.

J J J J J J J J J J J J J J

Blank handwriting practice lines.

U n U n U n U n U n U n U n U









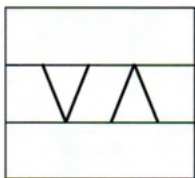



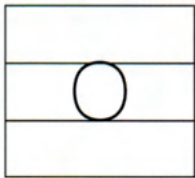




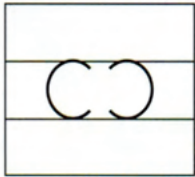








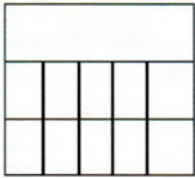
Blank handwriting practice lines.

V A V A V A V A V A V A V A V

Blank handwriting practice lines.

Milestone 1: Learning sheet – 3

Practice the strokes given below



GOOD

VERY GOOD

EXCELLENT

Milestone 1: Learning sheet – 4

Look at the pictures below, read the letters and words



cat



cap



car

C c



Orange



off



on

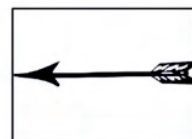
O o



Apple



ant



arrow

A a



Pot



pig



pen

P p



Tap



tomato

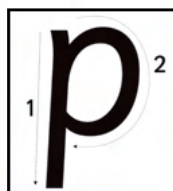
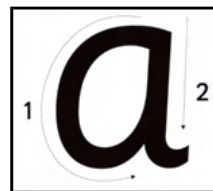
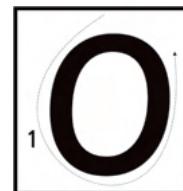


table

T t

Milestone 1: Learning sheet – 5

Trace the letter and do airbrush



Milestone 1: Learning sheet – 6

Say and copy the letters in the lines given below

t

c

p

a

o

Blank handwriting lines

Blank handwriting lines

Blank handwriting lines

Blank handwriting lines

Blank handwriting lines

Blank handwriting lines

Blank handwriting lines

Blank handwriting lines

Blank handwriting lines

Blank handwriting lines

Blank handwriting lines

Blank handwriting lines

Blank handwriting lines

Blank handwriting lines

Blank handwriting lines

Blank handwriting lines

Blank handwriting lines

Blank handwriting lines

Blank handwriting lines

Blank handwriting lines

Milestone 1: Learning sheet – 7

Read the letters and their words

ap	tap	cap
at	cat	pat
op	top	pop
ot	cot	pot

Milestone 1: Learning sheet – 8

Say and trace the words given below



pot

pot

Tracing:

pot pot pot

pot pot pot

Write in the lines:

pot

top

pot

tap

cot

pop

Blank handwriting practice box with three lines.

Blank handwriting practice box with three lines.

Blank handwriting practice box with three lines.

Blank handwriting practice box with three lines.

Blank handwriting practice box with three lines.

Blank handwriting practice box with three lines.

Blank handwriting practice box with three lines.

Blank handwriting practice box with three lines.

Blank handwriting practice box with three lines.

Blank handwriting practice box with three lines.

Blank handwriting practice box with three lines.

Blank handwriting practice box with three lines.

Blank handwriting practice box with three lines.

Blank handwriting practice box with three lines.

Blank handwriting practice box with three lines.

Blank handwriting practice box with three lines.

Blank handwriting practice box with three lines.

Blank handwriting practice box with three lines.

Blank handwriting practice box with three lines.

Blank handwriting practice box with three lines.

Milestone 1: Learning sheet – 9

Read the story below. Choose the correct underlined words and fill in the blank:



This is Toto, the baby cat. He lives with Papa cat and Mama cat. Papa cat has a cap. Mama cat has a cap. Toto also wanted a cap.

Papa cat said, “baby cats do not wear caps”. One day, Papa cat was going out. He hid the cap in a pot. He put the pot on the cot and went out.

Toto cat got on to the cat, put his hand in the pot and pulled out the cap. Toto cat put the cap on his head. He was very happy.

a	in
is	has
on	the
this	

1. \_\_\_\_\_ is Toto cat.
2. Papa cat has \_\_\_\_\_ cap.
3. The cap is \_\_\_\_\_ the pot.
4. The pot is on \_\_\_\_\_ cot.
5. Toto cat is \_\_\_\_\_ the cot.
6. Toto cat \_\_\_\_\_ the cap.
7. What \_\_\_\_\_ your name?



Milestone 1: Learning sheet – 10

Say and write the words given below

has

a

in

on

the

Blank handwriting practice box

Blank handwriting practice box

Blank handwriting practice box

Blank handwriting practice box

Blank handwriting practice box

Blank handwriting practice box

Blank handwriting practice box

Blank handwriting practice box

Blank handwriting practice box

Blank handwriting practice box

Blank handwriting practice box

Blank handwriting practice box

Blank handwriting practice box

Blank handwriting practice box

Blank handwriting practice box

Blank handwriting practice box

Blank handwriting practice box

Blank handwriting practice box

Blank handwriting practice box

Blank handwriting practice box

Blank handwriting practice box

Blank handwriting practice box

Blank handwriting practice box

Blank handwriting practice box

Blank handwriting practice box

this

is

in

on

the

Blank handwriting practice box

Blank handwriting practice box

Blank handwriting practice box

Blank handwriting practice box

Blank handwriting practice box

Blank handwriting practice box

Blank handwriting practice box

Blank handwriting practice box

Blank handwriting practice box

Blank handwriting practice box

Blank handwriting practice box

Blank handwriting practice box

Blank handwriting practice box

Blank handwriting practice box

Blank handwriting practice box

Blank handwriting practice box

Blank handwriting practice box

Blank handwriting practice box

Blank handwriting practice box

Blank handwriting practice box

Blank handwriting practice box

Blank handwriting practice box

Blank handwriting practice box

Blank handwriting practice box

Blank handwriting practice box

Milestone 1: LET US READ – 1

Name: \_\_\_\_\_

Date: \_\_\_\_\_

Read and circle the words that you know from the following table

cat	the	top
in	pat	cot
pot	cap	this
tap	is	cap
on	top	cot
cap	a	pat
has	cat	tap







Milestone 1: LET US DO – 2







Name: \_\_\_\_\_

Date: \_\_\_\_\_

Match the pictures with the words

Fill in the blanks with the correct letter

cat	
cot	
tap	
top	
pot	
cap	

	
p_t	_ap
	
to_	c_p
	
c_t	ca_

Milestone 1: LET US DO – 3

Name: \_\_\_\_\_

Date: \_\_\_\_\_

Read the sentences and go to your teacher for a review

This is a cap.



Papa cat has a cap.



This is a pot.



The cap is in the pot.



This is a cot.



The pot is on the cot.



This is Papa cat.



Toto cat is on the cot.



This is Toto cat.



Toto cat has the cap.



Milestone 1: LET US WRITE – 4

Name: \_\_\_\_\_

Date: \_\_\_\_\_

Make words by using the letters c, o, a, p, t and write the words below

\_\_\_\_\_

\_\_\_\_\_

\_\_\_\_\_

\_\_\_\_\_

\_\_\_\_\_

Milestone 1: LET US WRITE – 5

Name: \_\_\_\_\_

Date: \_\_\_\_\_

Write the letter representing the beginning sound of the picture in the space given below



Constructive feedback:

Date:


Teacher's signature

## MILESTONE 2: MY NEIGHBOURHOOD RHYME

Got a letter,  
Got a letter,  
Got a letter,  
Just now.  
Thank you postman,  
Thank you postman,  
Thank you postman,  
Bye for now.

Found my bangle,  
Found my bangle,  
Found my bangle,  
Just now.  
Thank you, policeman,  
Thank you, policeman,  
Thank you, policeman,  
Bye for now.

## MY NEIGHBOURHOOD STORY



One day Toto saw a Vendor who came to sell fish. Toto cat also wanted to sell fish.

"You have to catch the fish first." The Vendor laughed.

Toto cat put on his cap. He took a net and a can and went to catch fish.




Toto cat put on his cap.  
This is Toto cat with his net  
and a can.

He went to the pond and threw net into the water. He sat and sat with his net, to catch a fish.

"Ah! I got something." He pulled and pulled and pulled.  
Guess what came out?



Toto cat sat with his net.  
He sat and he sat and he sat.  
What is in the net?



Oh, no! Not a big fish! But a  
**BIG SACK.**

What was in the sack?

A pot and a pan, ten pins in  
a tin and two pens in a bin.

A pot and a pan, ten  
pins in a tin and two  
pens in a bin

## MY NEIGHBOURHOOD PRESENTATION CARD



Milestone 2: Learning sheet – 1

Look at the pictures below, read the letters and words



egg



elephant



engine

**E e**



Sun



soap



star

**S s**



Bat



bag



ball

**B b**



India



ink



idli

**I i**



Net



nest



neck

**N n**

Milestone 2: Learning sheet – 2

Trace the letter and do airbrush





### Milestone 2: Learning sheet – 3

Say and copy the letters in the lines given below

n	b	s	e	i

### Milestone 2: Learning sheet – 4

Read the letters and their words

en	pen	ten	
in	tin	bin	pin
it	pit	sit	bit
an	pan	can	tan
et	net	pet	bet
at	sat	bat	pat

Milestone 2: Learning sheet – 5

Say and copy the words given below

pen

pin

pit

can

ten

Blank handwriting lines

Blank handwriting lines

Blank handwriting lines

Blank handwriting lines

Blank handwriting lines

Blank handwriting lines

Blank handwriting lines

Blank handwriting lines

Blank handwriting lines

Blank handwriting lines

Blank handwriting lines

Blank handwriting lines

Blank handwriting lines

Blank handwriting lines

Blank handwriting lines

Blank handwriting lines

Blank handwriting lines

Blank handwriting lines

Blank handwriting lines

Blank handwriting lines

bin

pan

sit

can

ten

Blank handwriting lines

Blank handwriting lines

Blank handwriting lines

Blank handwriting lines

Blank handwriting lines

Blank handwriting lines

Blank handwriting lines

Blank handwriting lines

Blank handwriting lines

Blank handwriting lines

Blank handwriting lines

Blank handwriting lines

Blank handwriting lines

Blank handwriting lines

Blank handwriting lines

Blank handwriting lines

Blank handwriting lines

Blank handwriting lines

Blank handwriting lines

Blank handwriting lines

Milestone 2: Learning sheet – 6

Read the story below. Choose the correct underlined words and fill in the blank:



One day Toto saw a Vendor who came to sell fish. Toto cat also wanted to sell fish. “You have to catch the fish first.” The Vendor laughed. Toto cat put on his cap. He took a net and a can and went to catch fish.

He went to the pond and threw the net into the water. He sat and sat with his net, to catch a fish. “Ah! I got something.” He pulled and pulled and pulled. Guess what came out?

and	his
what	who
with	

1. \_\_\_\_\_ come with me?
2. The bat \_\_\_\_\_ ball are here.
3. \_\_\_\_\_ do you want?
4. He came with \_\_\_\_\_ father.
5. I will go \_\_\_\_\_ him.

Milestone 2: Learning sheet – 7

Say and write the words given below

who what and his with

Blank handwriting practice lines.

Blank handwriting practice lines.

Blank handwriting practice lines.

Blank handwriting practice lines.

Blank handwriting practice lines.

who what and his with

Blank handwriting practice lines.

Blank handwriting practice lines.

Blank handwriting practice lines.

Blank handwriting practice lines.

Blank handwriting practice lines.

Milestone 2: LET US READ – 1

Name: \_\_\_\_\_

Date: \_\_\_\_\_

Read and circle the words that you know from the following table

who	cat	cap	can
tap	pot	what	cot
top	bin	bat	sat
can	pan	pen	and
his	ten	pin	with

Milestone 2: LET US DO – 2

Name: \_\_\_\_\_

Date: \_\_\_\_\_

Mark three letter words and write it in the box given below

p	n	t	b	c	p	s	p	t
b	e	b	s	a	t	b	i	b
n	t	n	n	t	n	n	t	t

--	--	--

Milestone 2: LET US READ – 3

Name: \_\_\_\_\_

Date: \_\_\_\_\_

Read the sentences and go to your teacher for a review:

Toto sat with his net.



What is in the net?



A pot and a pan,



ten pins in a tin,



two pens in a bin.



Who is this?



This is Toto cat with his net.

What is this?

This is a can, a tin and a bin,

a pot and a pan,

a pin and a pen.



Milestone 2: LET US WRITE – 4

Name: \_\_\_\_\_

Date: \_\_\_\_\_

Make words by using the letters c, o, a, p, t, e, s, b, i, n and write the words below

\_\_\_\_\_

\_\_\_\_\_

\_\_\_\_\_

\_\_\_\_\_

Milestone 2: LET US WRITE – 5

Name: \_\_\_\_\_

Date: \_\_\_\_\_

Write the letter representing the beginning sound of the picture in the circles given below

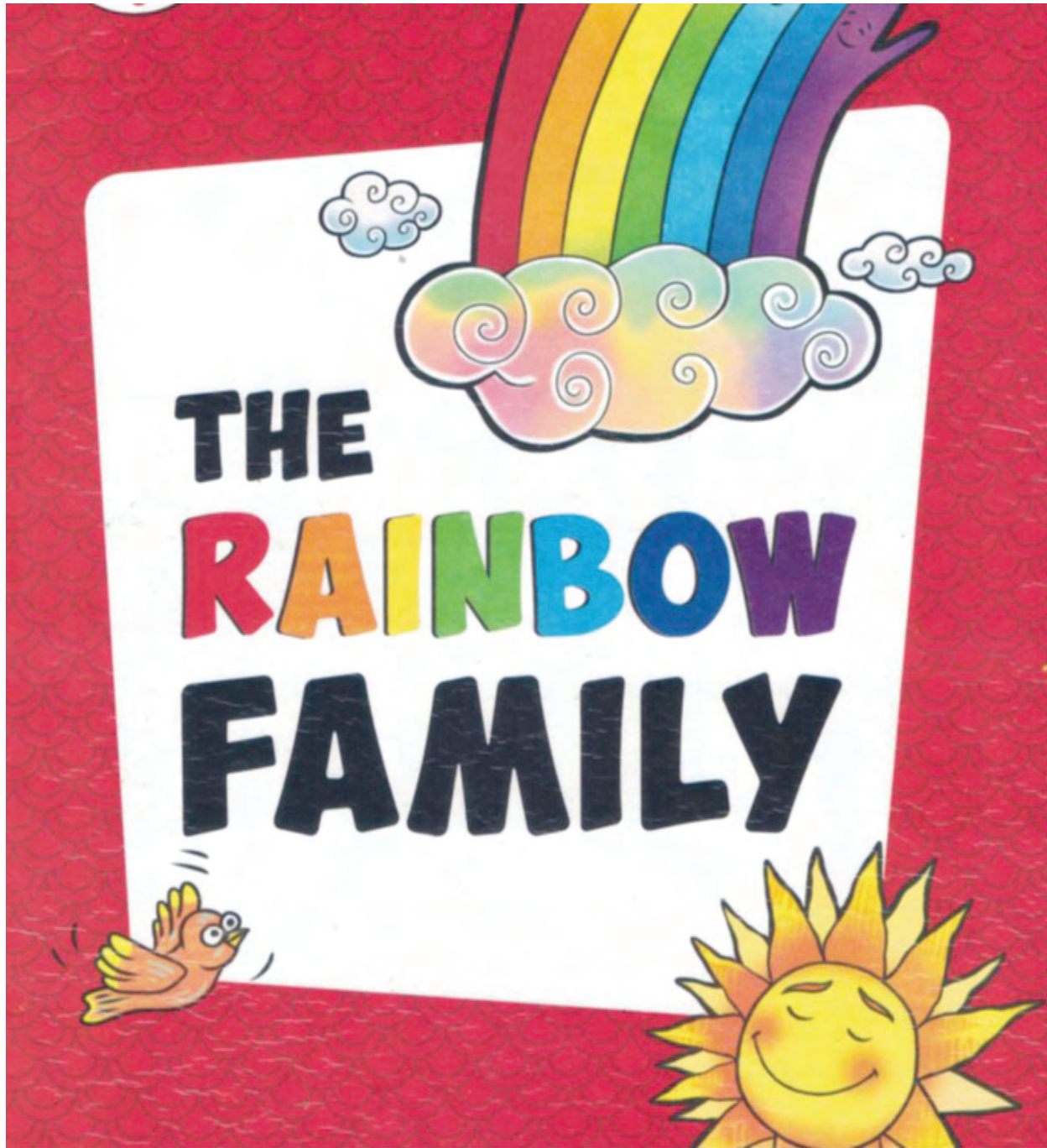


**Constructive feedback:**

**Date:** \_\_\_\_\_ **Teacher's signature** \_\_\_\_\_

MILESTONE 3: COLOURS  
STORY





Long time ago, all the colours lived in the sky. One day, they started fighting. "I am the best," said Green. "No, I am the most beautiful!" said Blue. "Huh! I am better than all of you!" said yellow.



All the colours lived in the sky.  
I am the best said all the colours.

"Look at me" said Red, "I am so bright". "So am I", said Orange.

Father Sun got angry with the colours. "Stop fighting! Now go and play together! I will send the rain to play with you".





Father Sun sent them out  
to play.  
He sent rain to join  
them.


All the colours started  
playing together. The rain  
joined them.

Soon, a beautiful rainbow  
was seen in the sky.  
Everyone was happy!



All the colours played  
happily.  
A rainbow was seen in the  
sky.

COLOURS  
PRESENTATION CARD



Milestone 3: Learning sheet – 1

Look at the pictures below, read the letters and words



up



under



umbrella

U u



dog



deer



door

D d



goat



girl



grass

G g



rat



rose



rabbit

R r



mat



moon



mango

Mm

Milestone 3: Learning sheet – 2

Trace the letter and do airbrush



Milestone 3: Learning sheet – 3

Say and copy the letters in the lines given below

m	r	g	u	d

Milestone 3: Learning sheet – 4

Read the letters and its words

ag	<b>bag</b>	rag	tag
an	ran	man	<b>pan</b>
ap	map	<b>gap</b>	rap
at	<b>mat</b>	rat	sat
ug	<b>mug</b>	rug	<b>bug</b>
un	<b>bun</b>	sun	run
ut	<b>but</b>	nut	rut

Milestone 3: Learning sheet – 5

Say and write the words given below

map

man

mat

mug

nap

Blank handwriting practice box

Blank handwriting practice box

Blank handwriting practice box

Blank handwriting practice box

Blank handwriting practice box

Blank handwriting practice box

Blank handwriting practice box

Blank handwriting practice box

Blank handwriting practice box

Blank handwriting practice box

Blank handwriting practice box

Blank handwriting practice box

Blank handwriting practice box

Blank handwriting practice box

Blank handwriting practice box

Blank handwriting practice box

Blank handwriting practice box

Blank handwriting practice box

Blank handwriting practice box

Blank handwriting practice box

Blank handwriting practice box

Blank handwriting practice box

Blank handwriting practice box

Blank handwriting practice box

Blank handwriting practice box

nap

ran

rat

rug

map

Blank handwriting practice box

Blank handwriting practice box

Blank handwriting practice box

Blank handwriting practice box

Blank handwriting practice box

Blank handwriting practice box

Blank handwriting practice box

Blank handwriting practice box

Blank handwriting practice box

Blank handwriting practice box

Blank handwriting practice box

Blank handwriting practice box

Blank handwriting practice box

Blank handwriting practice box

Blank handwriting practice box

Blank handwriting practice box

Blank handwriting practice box

Blank handwriting practice box

Blank handwriting practice box

Blank handwriting practice box

Blank handwriting practice box

Blank handwriting practice box

Blank handwriting practice box

Blank handwriting practice box

Blank handwriting practice box

Milestone 3: LET US READ – 1

Name: \_\_\_\_\_

Date: \_\_\_\_\_

Read and circle the words that you know from the following table

are	mat	rat	tap
map	lap	under	rap
ran	man	many	dug
rug	there	mug	tug
cat	but	tag	where
pot	cot	sat	only

Milestone 3: LET US DO – 2

Name: \_\_\_\_\_

Date: \_\_\_\_\_

Reorder the letters to make a right word

Write the names of items in the bag

anm	
tam	
odg	
uns	
bgu	
art	



Milestone 3: LET US WRITE – 3

Name: \_\_\_\_\_

Date: \_\_\_\_\_

Make words by using the letters c, o, a, p, t, e, s, b, i, n, u, d, g, r, m and write the words below.

Handwriting practice line with a red top border, a blue middle line, and a red bottom border.

Handwriting practice line with a red top border, a blue middle line, and a red bottom border.

Handwriting practice line with a red top border, a blue middle line, and a red bottom border.

Handwriting practice line with a red top border, a blue middle line, and a red bottom border.

Handwriting practice line with a red top border, a blue middle line, and a red bottom border.

Handwriting practice line with a red top border, a blue middle line, and a red bottom border.

Handwriting practice line with a red top border, a blue middle line, and a red bottom border.

Handwriting practice line with a red top border, a blue middle line, and a red bottom border.

Handwriting practice line with a red top border, a blue middle line, and a red bottom border.

Handwriting practice line with a red top border, a blue middle line, and a red bottom border.




Milestone 3: LET US WRITE – 4

Name: \_\_\_\_\_

Date: \_\_\_\_\_

Write the letter representing the beginning sound of the picture in the circles given below.



Constructive feedback:

Date:

Teacher's signature

## MILESTONE 4: NUMBERS

### RHYME

Fifty little apples Swinging on the tree,  
10 apples fell and bumped their knees,  
Mamma called the doctor and the doctor said,  
No more apples Swinging on the tree.

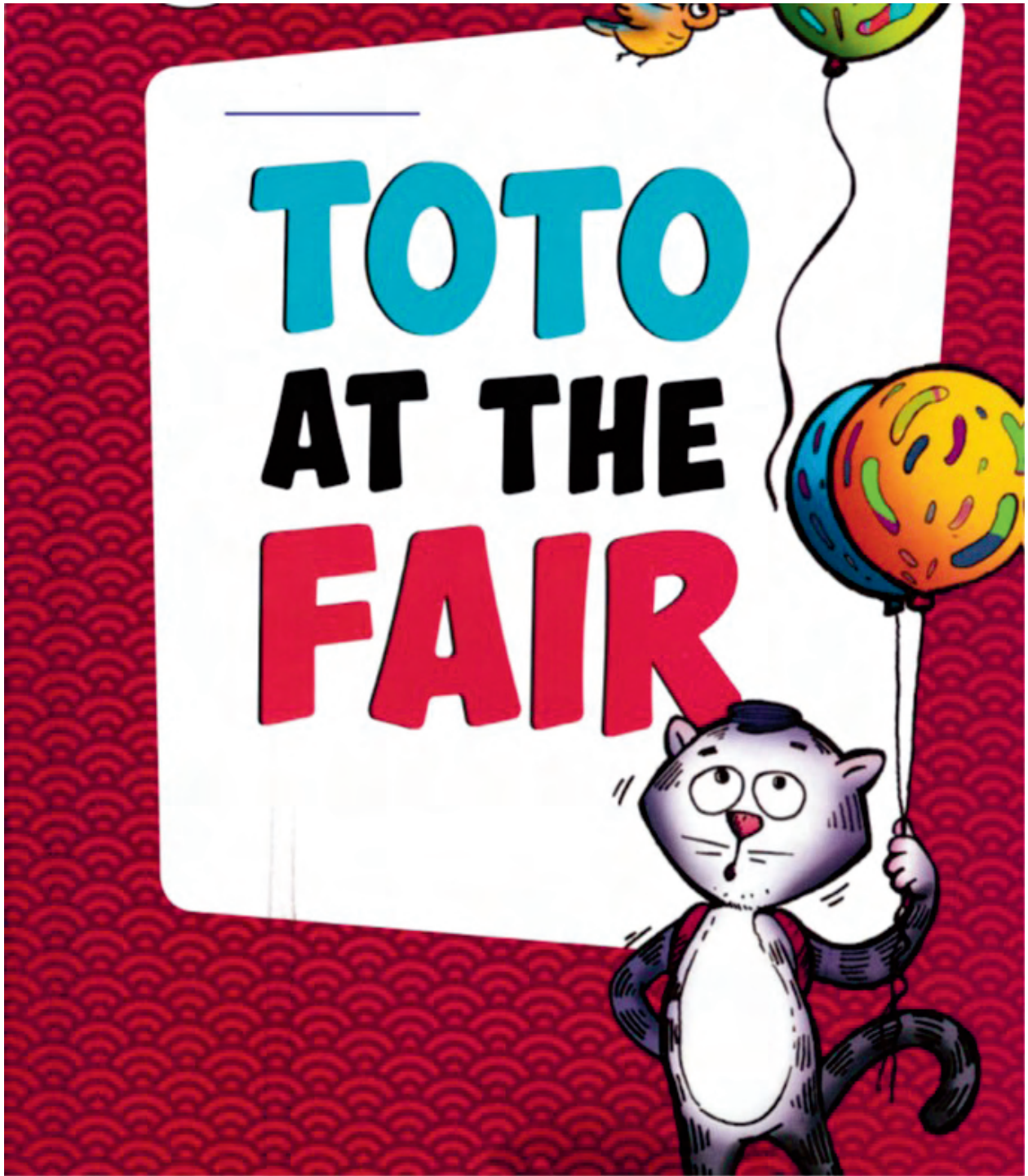
Forty big jackfruits Swinging on the tree,  
10 jackfruits fell and broke their teeth,  
Mamma called the doctor and the doctor said,  
No more jackfruits Swinging on the tree.

Thirty little guavas Swinging on the tree,  
10 guavas fell and cut their feet,  
Mamma called the doctor and the doctor said,  
No more guavas Swinging on the tree.

Twenty big papayas Swinging on the tree,  
10 papayas fell and spilled their seeds,  
Mamma called the doctor and the doctor said,  
No more papayas Swinging on the tree.


Ten little bananas Swinging on the tree,  
10 bananas fell and scraped their heels,  
Mamma called the doctor and the doctor said,  
Put those fruits straight into the basket.

NUMBERS  
STORY



Toto cat was in the fair with Papa cat and Mama cat. Papa and Mama cat were no fun. They did not buy him anything. So he was sad.

He wanted 5 buns, but Mama cat got him one. He wanted 2 bats, but they got him only one. He wanted 2 mugs, but he got only one.



Toto cat was sad.  
Mama cat got him only  
one bun, one bat and  
one mug.

Toto cat did not want to be Mama and Papa cat's son. He hid under a car.

He saw a balloon man with many balloons. Toto cat did not have any money.

So, he cut a set of 8 balloons and ran.





Toto ran under the car.  
The balloon man has  
many balloons.

A gust of wind blew the  
balloons up into the air.  
There goes Toto cat up  
in the air along with the  
balloons - up, up and up.

Where do you think Toto  
cat went?




Toto cut a set of 8  
balloons.  
The balloons and  
Toto go up and up  
and up.



# NUMBERS

## PRESENTATION CARD



Milestone 4: Learning sheet – 1

Look at the below pictures, read the letters and words



fan



fish



flag

**F f**



hand



horse



house

**H h**



leaf




lips



lion

**L l**



water



watch



window

**W w**



yes



yoga

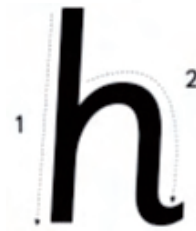


yak

**Y y**

Milestone 4: Learning sheet – 2

Trace the letter and do airbrush



Milestone 4: Learning sheet – 3

Say and copy the letters in the lines given below

w	h	f	l	y

Milestone 4: Learning sheet – 4

Read the letters and their words

at	fat	hat	mat
aw	caw	paw	saw
ay	day	hay	lay
et	let	wet	yet
it	fit	hit	wit
ow	bow	cow	wow



Milestone 4: Learning sheet – 5

Say and Trace the words given below

fit

day

caw

cow

hit

Blank handwriting practice box

Blank handwriting practice box

Blank handwriting practice box

Blank handwriting practice box

Blank handwriting practice box

Blank handwriting practice box

Blank handwriting practice box

Blank handwriting practice box

Blank handwriting practice box

Blank handwriting practice box

Blank handwriting practice box

Blank handwriting practice box

Blank handwriting practice box

Blank handwriting practice box

Blank handwriting practice box

Blank handwriting practice box

Blank handwriting practice box

Blank handwriting practice box

Blank handwriting practice box

Blank handwriting practice box

Blank handwriting practice box

Blank handwriting practice box

Blank handwriting practice box

Blank handwriting practice box

Blank handwriting practice box

hay

day

saw

how

hit

Blank handwriting practice box

Blank handwriting practice box

Blank handwriting practice box

Blank handwriting practice box

Blank handwriting practice box

Blank handwriting practice box

Blank handwriting practice box

Blank handwriting practice box

Blank handwriting practice box

Blank handwriting practice box

Blank handwriting practice box

Blank handwriting practice box

Blank handwriting practice box

Blank handwriting practice box

Blank handwriting practice box

Blank handwriting practice box

Blank handwriting practice box

Blank handwriting practice box

Blank handwriting practice box

Blank handwriting practice box

Blank handwriting practice box

Blank handwriting practice box


Blank handwriting practice box

Blank handwriting practice box

Blank handwriting practice box

Milestone 4: Learning sheet – 6

Read the story below. Choose the correct underlined words and fill in the blank:



Toto cat was in the fair with Papa cat and Mama cat. Papa and Mama cat were no fun. They did not buy him anything. So he was sad. He wanted 5 buns, but Mama cat got him one. He wanted 2 bats, but they got him only one. He wanted 2 mugs, but he got only one.

Toto cat did not want to be Mama and Papa cat's son. He hid under a car. He saw a balloon man with many balloons. Toto cat did not have any money. So, he cut a set of 8 balloons and ran.

A gust of wind blew the balloons up into the air. There goes Toto cat up in the air along with the balloons - up, up, and up. Where do you think Toto cat went?

many	only
saw	there
under	where

1. \_\_\_\_\_ is my mother.
2. \_\_\_\_\_ is your sister?
3. He is \_\_\_\_\_ the bridge.
4. She \_\_\_\_\_ a bird.
5. That girl had \_\_\_\_\_ pens.

Milestone 4: Learning sheet – 7

Say and copy the words given below

many

there

are

only

under

Blank handwriting practice box

Blank handwriting practice box

Blank handwriting practice box

Blank handwriting practice box

Blank handwriting practice box

Blank handwriting practice box

Blank handwriting practice box

Blank handwriting practice box

Blank handwriting practice box

Blank handwriting practice box

Blank handwriting practice box

Blank handwriting practice box

Blank handwriting practice box

Blank handwriting practice box

Blank handwriting practice box

Blank handwriting practice box

Blank handwriting practice box

Blank handwriting practice box

Blank handwriting practice box

Blank handwriting practice box

Blank handwriting practice box

Blank handwriting practice box

Blank handwriting practice box

Blank handwriting practice box

Blank handwriting practice box

many

there

are

only

under

Blank handwriting practice box

Blank handwriting practice box

Blank handwriting practice box

Blank handwriting practice box

Blank handwriting practice box

Blank handwriting practice box

Blank handwriting practice box

Blank handwriting practice box

Blank handwriting practice box

Blank handwriting practice box

Blank handwriting practice box

Blank handwriting practice box

Blank handwriting practice box

Blank handwriting practice box

Blank handwriting practice box

Blank handwriting practice box

Blank handwriting practice box

Blank handwriting practice box

Blank handwriting practice box

Blank handwriting practice box

Blank handwriting practice box

Blank handwriting practice box

Blank handwriting practice box

Blank handwriting practice box

Blank handwriting practice box

Milestone 4: LET US READ – 1

Name: \_\_\_\_\_

Date: \_\_\_\_\_

Read and circle the words that you know from the following table


are	mat	rat	tap
map	lap	under	rap
ran	man	many	dug
rug	there	mug	tug
cat	but	tag	where
pot	cot	sat	only

Milestone 4: LET US DO – 2

Name: \_\_\_\_\_

Date: \_\_\_\_\_

Arrange the jumbled letters to make the word that matches with the picture

yah		
anf		
yaw		
sey		
enh		
etn		

Milestone 4: LET US READ – 3

Name: \_\_\_\_\_

Date: \_\_\_\_\_

Read the sentences and go to your teacher for a review:

Who is this?



Toto cat was sad.



This is Mama cat.

Mama got him only one bun, one bat and one mug.

This is the balloon man.



Toto hid under the car.



There are many balloons.

Where is Toto cat?



The balloon man has many balloons.



Toto cat is under the car.

Toto tugs at the balloons and runs.

Toto cat is up in the sky.



The balloons and Toto are up in the sky.



Milestone 4: LET US WRITE – 4

Name: \_\_\_\_\_

Date: \_\_\_\_\_

Make words by using the letters c, o, a, p, t, e, s, b, i, n, u, d, g, r, m, f, h, l, w, y  
and write the words below

Handwriting practice lines consisting of five sets of three horizontal lines (top, middle, bottom) each, enclosed in a rectangular box.

Milestone 4: LET US WRITE – 5

Name: \_\_\_\_\_

Date: \_\_\_\_\_

Write the letter representing the beginning sound of the picture in the space given below




Constructive feedback:

Date:

Teacher's signature

MILESTONE 5: ANIMALS AND BIRDS  
STORY



Daddu, the donkey lived in a farm. He was always sleepy. He worked all day in the farm and lay on the hay in the night.

Ewwwww... Daddu would sleep soundly. Even the sun's rays could not wake him up in the morning.




Daddu was always sleepy.  
Even sun's ray could not wake him up in the morning.

His friends tried to wake up Daddu. Gori the cow said moo-moo. Bow-wow barked. Kuttha the dog loudly. Caw-caw cried. Kauwa the crow. Oink-oink said Pigglee the pig. It was no use. They could not make Daddu get up and sit. How can we wake up Daddu? Asked his friends.







His friends tried to  
wake up Daddu.  
What did the pig say?


Rrrrrrrrr..... Now there came Fefe, the fly. She flew around Daddu's head and she lost her way. There she went into Daddu's nose. Acchoo!!! Sneezed Daddu and opened his eyes wide. He was fully awake. Thank you, little fly, said all the animals.



Fly flew around Daddu's  
head.

Daddu sneezed and  
opened his eyes wide.

**ANIMALS AND BIRDS**  
**PRESENTATION CARD -1**



**ANIMALS AND BIRDS**  
**PRESENTATION CARD -2**



Milestone 5: Learning sheet – 1

Look at the pictures below, read the letters and words



jug



jam



joker

J j



key



kite



king

K k



Queen



queue



quiet

Q q



van



vase



vegetables

V v



Xmas



xray



box

X x



Zoo



zip



zebra

Z z

Milestone 5: Learning sheet – 2

Trace the letter and do airbrush



Milestone 5: Learning sheet – 3

Say and write the letters in the lines given below

x	k	j	q	v	z

Milestone 5: Learning sheet – 4

Read the letters and their words

an	fan	man	van
et	jet	vet	wet
ip	hip	lip	zip
it	bit	hit	kit
ox	box	fox	ox
ug	hug	jug	rug

Milestone 5: Learning sheet – 5

Say and write the words given below

zip

box

fan

jug

van

key

fox

vet

jet

mix

Milestone 5: Learning sheet – 6

Read the story below. Choose the correct underlined words and fill in the blank:

**DADDU**  
THE  
**SLEEPY**  
**DONKEY**



Daddu, the donkey lived in a farm. He was always sleepy. He worked all day in the farm and lay on the hay in the night. Ewwwww... Daddu would sleep soundly. Even the sun's rays could not wake him up in the morning. His friends tried to wake up Daddu. Gori the cow said moo-moo. Bow-wow barked Kuttha the dog loudly. Caw-caw cried Kauwa the crow. Oink-oink said Pigglee the pig. It was no use. They could not make Daddu get up and sit. How can we wake up Daddu? Asked his friends. Rrrrrrrrrr..... Now there came Fefe, the fly. She flew around Daddu's head and she lost her way. There she went into Daddu's nose. Acchooo!!! Sneezed Daddu and opened his eyes wide. He was fully awake. Thank you, little fly, said all the animals.

he	into
said	she
wake	went

1. The dog \_\_\_\_\_ bow wow.
2. \_\_\_\_\_ likes to sing.
3. The man got \_\_\_\_\_ the bus.
4. \_\_\_\_\_ ran fast.
5. I \_\_\_\_\_ to the park.
6. They want him to \_\_\_\_\_ up.

Milestone 5: Learning sheet – 7

Say and write the words given below

he	she	into	said	wake

Milestone 5: LET US READ – 1

Name: \_\_\_\_\_

Date: \_\_\_\_\_

Read and circle the words that you know from the following table

fan	he	man
fat	hay	wake
she	caw	hit
cow	how	went
hat	wet	way
said	into	log

Milestone 5: LET US DO – 2

Name: \_\_\_\_\_

Date: \_\_\_\_\_

Circle the words Boy, toy, box, fox, jug, jam, zoo, van, kite in the grid:

b	o	y	n	b	f	c	d	e	j
g	u	h	i	j	a	m	l	m	u
o	g	p	q	r	n	s	t	u	g
w	x	y	z	a	b	k	i	t	e
f	g	t	i	z	o	o	y	k	y
q	p	o	h	a	o	n	m	l	e
v	s	y	u	g	b	o	x	y	s
a	c	o	a	p	n	t	e	i	l
n	w	i	t	n	u	f	o	x	d

Milestone 5: LET US READ – 3

Name: \_\_\_\_\_

Date: \_\_\_\_\_

Read the sentences and go to your teacher for a review:

The dog said Bow Wow.



Did he wake up Daddu ? No.

The Cow said Moo Moo.



Did she wake Daddu up? No.

How did Daddu wake up?



The fly went up his nose.



Daddu lay on the hay.



The rays of the sun hit  
Daddu's face.

How can we wake up Daddu?



The cow said moo-moo.

The dog said bow-wow.



Who said caw-caw?



What did the pig say?



What did the fly do?

Up she went into Daddu's nose.

**Milestone 5: LET US WRITE – 4**

Name: \_\_\_\_\_

Date: \_\_\_\_\_

Make words by using the letters c, o, a, p, t, e, s, b, i, n, u, d, g, r, m, f, h, l, w, y, j,  
k, q, v, x, z and write the words below

\_\_\_\_\_

\_\_\_\_\_

\_\_\_\_\_

\_\_\_\_\_

\_\_\_\_\_

Milestone 5: LET US WRITE – 5

Name: \_\_\_\_\_

Date: \_\_\_\_\_

Write the letter representing the beginning sound of the picture in the space given below.

Constructive feedback:

Date:

Teacher's signature

## MILESTONE 6: TRANSPORT-1

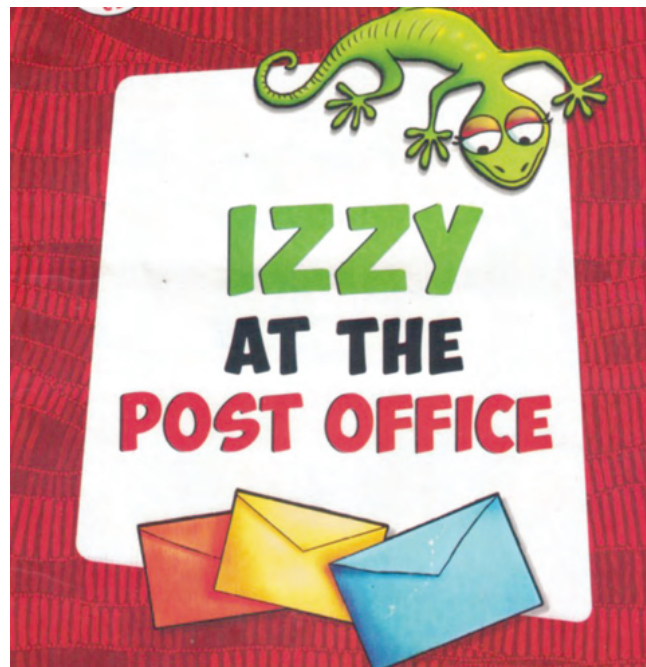
### RHYME

The wheels on the bus  
Go round and round,  
Round and round,  
Round and round,  
The wheels on the bus  
Go round and round, All day long.

The bell on the cycle  
goes tring, tring, tring,  
Tring, tring, tring,  
tring, tring, tring,  
The bell on the cycle  
goes tring, tring, tring,  
All day long.

### TRANSPORT

### STORY



Izzy, the lizard lives on a wall in Gubbahalli post office. From the wall she sees many letters in big bags.



There is Izzy up on the wall.  
Here are the letters in the bag.



The bags are kept in a big box. Where do they all go? She thinks. She puts her head out and stretches a little, and then a little and then...

Tchak! Here goes Izzy from up the wall, straight down into a bag with the letters.




Down goes the Izzy from the wall into the bag.  
There goes the bag into the box.



Suddenly, someone shuts the box and drags it.

The box goes into a van and off goes the van zip zap zoom.



Here goes the box into the van.

Off goes the van, zip zap zoom!

Where did Izzy go?

## TRANSPORT PRESENTATION CARD



Milestone 6: Learning sheet – 1

Read the Alphabet chart and name the pictures



Milestone 6: Learning sheet – 2

Sing the Alphabet rhyme

**ABCD EFG**

**HIJK LMNOP**

**QRS TUV**

**W X Y and Z**

**Now I know my ABC.**

**Next time won't you sing with me.**

Milestone 6: Learning sheet – 3

Say and copy the Capital letters

A B C D E F G H I J K L M

Blank handwriting practice lines (red top and bottom, blue middle).

Blank handwriting practice lines (red top and bottom, blue middle).

Blank handwriting practice lines (red top and bottom, blue middle).

Blank handwriting practice lines (red top and bottom, blue middle).

N O P Q R S T U V W X Y Z

Blank handwriting practice lines (red top and bottom, blue middle).

Blank handwriting practice lines (red top and bottom, blue middle).

Blank handwriting practice lines (red top and bottom, blue middle).

Blank handwriting practice lines (red top and bottom, blue middle).

Milestone 6: Learning sheet – 4

Say and copy the small letters

a b c d e f g h i j k l m

Blank handwriting practice lines (top row).

Blank handwriting practice lines (second row).

Blank handwriting practice lines (third row).

Blank handwriting practice lines (fourth row).

n o p q r s t u v w x y z

Blank handwriting practice lines (fifth row).

Blank handwriting practice lines (sixth row).








Blank handwriting practice lines (seventh row).

Blank handwriting practice lines (eighth row).



Milestone 6: Learning sheet – 5

5.1 Identify the pictures and read the words

Picture	Word	Picture	Word	Picture	Word	Picture	Word
	chair		shoe		thread		white
	torch		wash		tooth		wheel

5.2 Read the following words and say the meaning

ch	sh	th	wh
chair	shell	three	wheel
chips	shoe	thumb	whistle
church	cash	month	white

5.3 Read the below-given words and write a few more words that start with the sound ch, sh, th, wh.

chicken	lunch	shout	fish	thumb
mouth	whistle	chair	show	wheel

Milestone 6: Learning sheet – 6

Read and copy the sentences given below

- ▶ The fox **chased** the **chicken**.
- ▶ Do not **rush** to get into the bus.
- ▶ He ate **fish** for **lunch**.
- ▶ **Children** **shout** in the playground.
- ▶ We have two **thumbs**.
- ▶ Do not **push** each other on the stairs.
- ▶ The policeman has a **whistle**.
- ▶ **Where** is the **teacher**?

---

---

---

---

---

---

---

---

---

---

---

---

---

---

---

---

---

---

---

---

---

---

---

---

Milestone 6: Learning sheet – 7

Read the story below. Choose the correct underlined words and fill in the blank:



Izzy, the lizard lives on a wall in Gubbahalli post office. From the wall she sees many letters in big bags.

The bags are kept in a big box. Where do they all go? She thinks. She puts her head out and stretches a little, and then a little and then...

Tchak! Here goes Izzy from up the wall, straight down into a bag with the letters. Suddenly, someone shuts the box and drags it.

The box goes into a van and off goes the van zip zap zoom.

are	down
from	goes
here	off

1. He \_\_\_\_\_ to the zoo every Sunday.
2. The birds \_\_\_\_\_ flying.
3. She went \_\_\_\_\_ the Hill.
4. The cat is \_\_\_\_\_.
5. I put \_\_\_\_\_ the fan.
6. They came \_\_\_\_\_ school.

Milestone 6: Learning sheet – 8

Say and write the words given below

here	down	off	from	are

Milestone 6 – LET US READ – 1

Name: \_\_\_\_\_

Date: \_\_\_\_\_

Read and circle the words that you know from the following table






goes	hat	fat	down
hit	fit	here	sit
pit	off	lip	hip
dip	tip	up	from
are	rip	zip	he

Milestone 6: LET US DO – 2

Name: \_\_\_\_\_

Date: \_\_\_\_\_

Fill in the blanks with vowel letters





















				
c_p	p_n	p_n	p_t	c_p

Milestone 6: LET US DO – 3

Name: \_\_\_\_\_

Date: \_\_\_\_\_

Fill in the blanks with consonant letters

				
_a_	_i_	_e_	_o_	_u_
				
_a_	_a_	_a_	_a_	_a_
				
_a_	_u_	_a_	_e_	_o_
				
_a_	_i_	_e_	_u_	_o_

Milestone 6: LET US READ – 4

Name: \_\_\_\_\_

Date: \_\_\_\_\_

Read the sentences and go to your teacher for a review











- People push to get into the train.
- A baby hen is called a chicken.
- What we eat in the afternoon is lunch.
- Policeman blows the whistle.
- We must have a bath every day.
- Toto tried to catch a fish.
- What is your name?
- We use a needle with thread.
- The chips in the yellow packet are made of potato.
- The sheep in the farm feed on the food from the shop.
- The fat pig and the thin cat lived on the farm.
- What is the price of the biscuit packet?
- Where is the little child?

Milestone 6: LET US WRITE – 5

Name: \_\_\_\_\_

Date: \_\_\_\_\_

Write the names of the objects given in the picture

Milestone 6: LET US WRITE – 6

Name: \_\_\_\_\_

Date: \_\_\_\_\_

Read and fill up the blanks

A \_ C D \_ F G \_

I \_ K \_ M \_ O

P \_ R S \_ U V \_ X Y \_

\_\_\_\_\_

\_ b \_ d e \_ g h \_ j

k l \_ n o \_ q

r \_ t u \_ w x \_ \_

Milestone 6: LET US WRITE – 7

Name: \_\_\_\_\_

Date: \_\_\_\_\_

Reorder the letters to make the right words

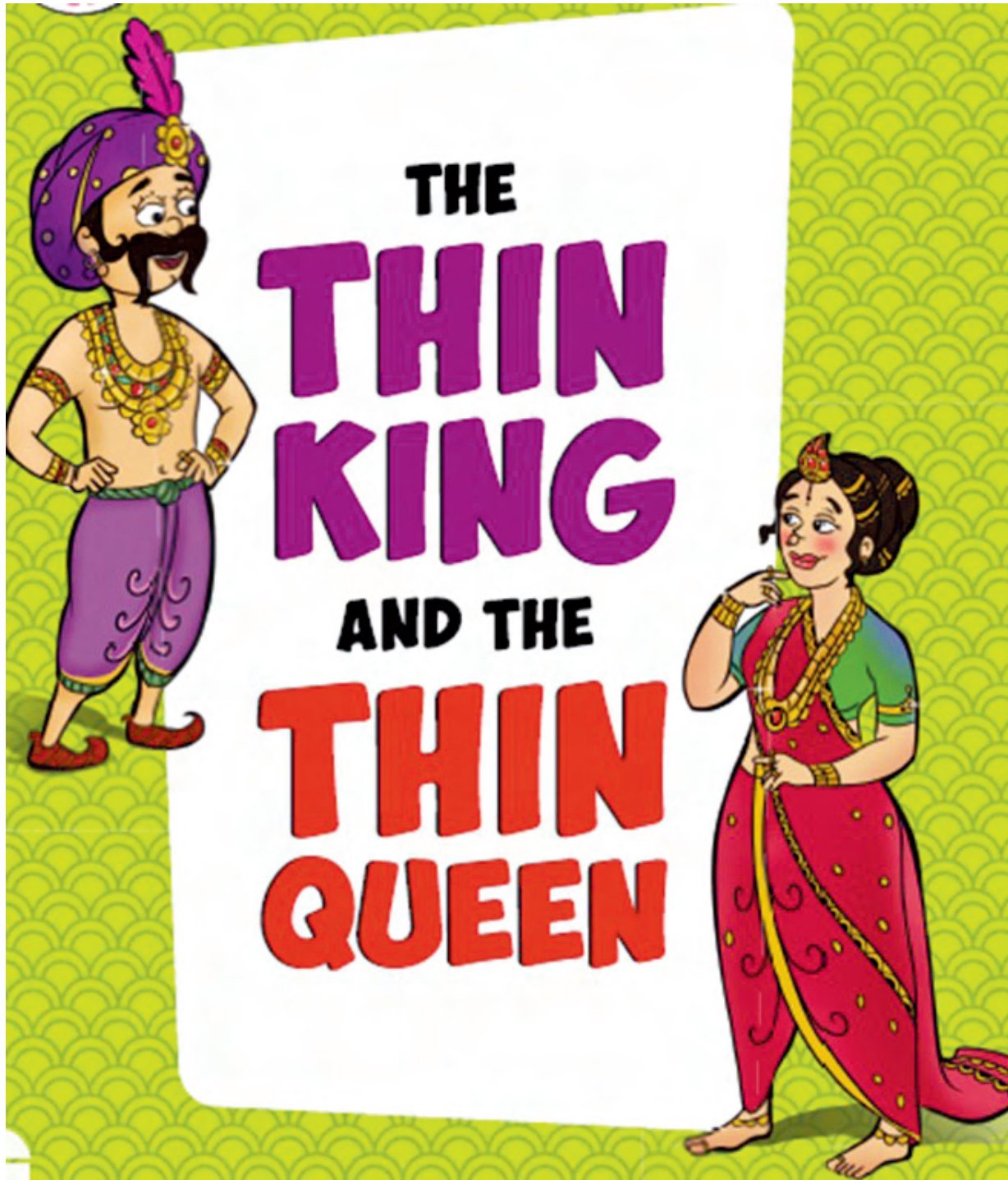
1	oshe		6	ehewl	
2	pish		7	mutbh	
3	niht		8	siphc	
4	leshl		9	achs	
5	hinc		10	eithw	

Constructive feedback:

Date:


Teacher's signature

MILESTONE: 7 MY BODY  
STORY





There was a fat king. The fat king had a fat queen and a thin dog.




There was a fat king.  
The fat king had a fat  
queen and a thin  
dog.

The fat king and his thin dog went for a walk. The dog saw a cat and ran after it. The fat king ran after the dog.



The dog saw a cat.  
The dog ran after the cat.  
The king ran after the  
dog.

He ran and ran for many days.  
The fat king caught the dog. Now,  
the fat king was thin.



They ran and ran for  
many days.  
Now the fat king was  
thin.

The king came back with his  
dog. The queen saw the king  
standing tall and thin. She  
wanted him back to his old  
size again.



The king was tall and thin.  
The queen wanted him fat  
again.

The queen hatched a plan. She asked her friend to sing a song while the king ate his food.

When the king turned his neck and was listening to the song, she put a part of her food into the king's plate.



The queen's friend sang a song.

The queen put a part of her food into the king's plate.

So the king ate his own share and part of her food.

The king was eating more food every day and becoming fatter and fatter.



The king ate more food every day.

He became fatter and fatter.

The queen packed at her food every day and become thinner and thinner.



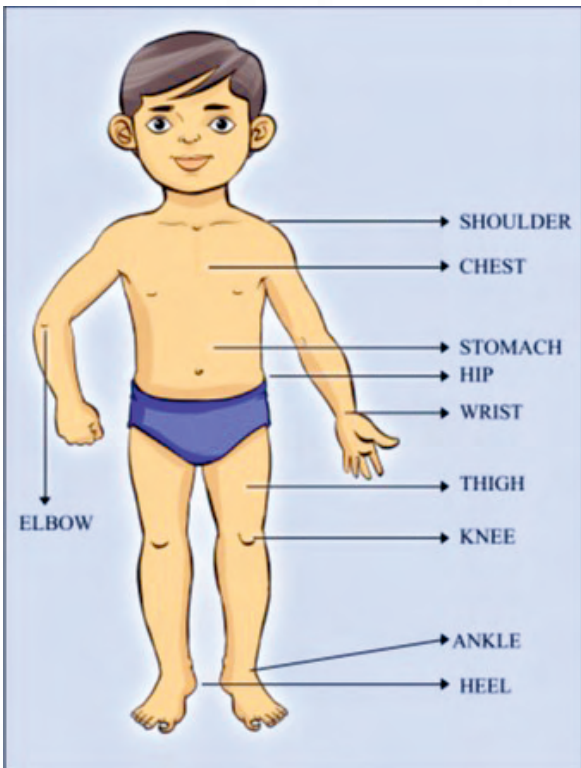
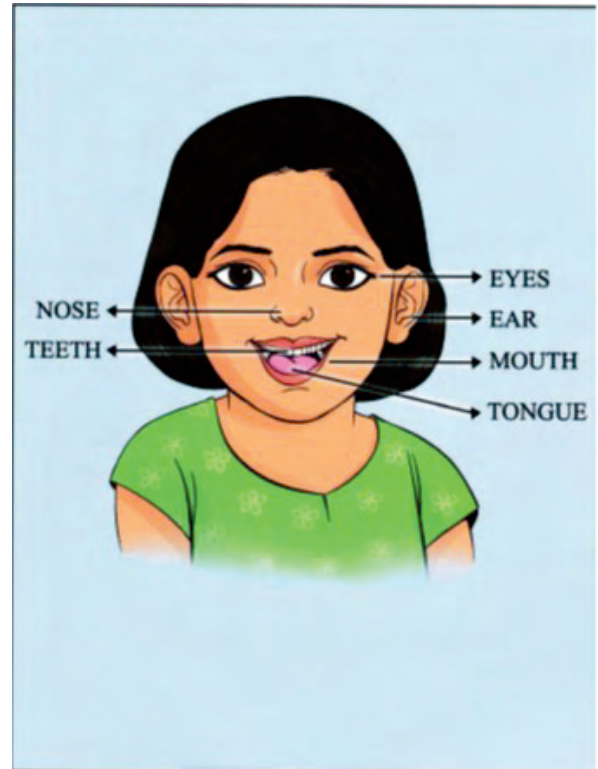

The queen became thinner and thinner.

Soon the king and the queen were the same size.



# MY BODY

## PRESENTATION CARDS















Milestone 7: Learning sheet – 1

Write a few words ending with the letters given below








an	en	in	ot	un
Fan	Pen	Tin	Cot	Bun

Milestone 7: Learning sheet – 2

2.1 Identify the picture and read the words.

	and		end		ind
	hand		bend		find
	band		send		kind
	band		lend		bind
	sand		end		hind

2.2 Complete the words and write them in the given space

						
_and	_and	_and	_end	_end	_ind	_ind

### 2.3 Read the sentences.

Read the sentences and tell the meaning of the words given in **bold**

I write a letter with my <b>hand</b> .	I think with my <b>mind</b> .
I tie my hair with a <b>band</b> .	I play on the <b>sand</b> .
To wear my socks, I <b>bend</b> .	We must always be <b>kind</b> .

### Milestone 7: Learning sheet – 3

#### 3.1 Identify the pictures and read the words.

	ank		ink
	bank		pink
	bank		sink
	tank		sink
	rank		wink

#### 3.2 Complete the words and write them in the given space

					
_ank	_ank	_ank	_ink	_ink	_ink







### 3.3 Read the sentences.

Read the sentences and tell the meaning of the words given in **bold**

There is water in the <b>tank</b> .	We close one eye when we <b>wink</b> .
There is money in the <b>bank</b> .	After the exam all children get a <b>rank</b> .
There are pans in the <b>sink</b> .	We mix red and white colour to get <b>pink</b> .

### Milestone 7: Learning sheet – 4

#### 4.1 Identify the pictures and read the words.

	<b>ast</b>		<b>est</b>
	<b>fast</b>		<b>best</b>
	<b>last</b>		<b>test</b>
	<b>mast</b>		<b>rest</b>

#### 4.2 Complete the words and write them in the given space

					
<b>_ast</b>	<b>_ast</b>	<b>_ast</b>	<b>_est</b>	<b>_est</b>	<b>_est</b>











### 4.3 Read the sentences.

Read the sentences and tell the meaning of the words given in **bold**



The person who stands at the <b>end</b> of a line is <b>last</b> .	The man who wins is the <b>best</b> .
After hard work people take <b>rest</b> .	In a ship the flag is on the <b>mast</b> .
To win a race we must run <b>fast</b> .	He is writing a <b>test</b> .

### Milestone 7: Learning sheet – 5

5.1 Identify the pictures and read the words.

	<b>ang</b>		<b>ing</b>		<b>ong</b>
	<b>bang</b>		<b>ring</b>		<b>gong</b>
	<b>hang</b>		<b>king</b>		<b>long</b>
	<b>rang</b>		<b>wing</b>		<b>song</b>

5.2 Complete the words and write them in the given space

								
<b>_ang</b>	<b>_ang</b>	<b>_ang</b>	<b>_ing</b>	<b>_ing</b>	<b>_ing</b>	<b>_ong</b>	<b>_ong</b>	<b>_ong</b>











### 5.3 Read the sentences.

Read the sentences and tell the meaning of the words given in **bold**











Ravi, <b>ring</b> the bell.	Puneeth, beat the <b>gong</b> .
Sita, <b>sing</b> a song.	Vicky, <b>hang</b> the coat.
Rahim, <b>bang</b> on the drum.	Sadhwini, wear your <b>ring</b> .

### Milestone 7: Learning sheet – 6

#### 6.1 Identify the pictures and read the words.

	ack		eck		ick		ock		uck
	rack		neck		kick		lock		duck
	back		peck		sick		socks		suck

#### 6.2 Complete the words and write them in the given space

									
_ack	_ack	_eck	_eck	_ick	_ick	_ock	_ocks	_uck	_uck









### 6.3 Read the sentences.

Read the sentences and tell the meaning of the words given in **bold**

The cards are in the <b>rack</b> .	Rama sent the ball into the net with a <b>kick</b> .
Ravi carries his bag on his <b>back</b> .	Sita did not come to school as he was <b>sick</b> .
When birds eat food, they <b>peck</b> .	Neena puts the tie around her <b>neck</b> .
The key fit into the <b>lock</b> .	The bird that says quack is a <b>duck</b> .
We use a straw to <b>suck</b> .	

Milestone 7: Learning sheet – 7

7.1 Identify the pictures and read the words.

	all		ell		ill		ull
	ball		bell		hill		pull
	hall		well		bill		bull

7.2 Complete the words and write them in the given space

							
_all	_all	_ell	_ell	_ill	_ill	_ull	_ull

7.3 Read the sentences.

Read the sentences and tell the meaning of the words given in **bold**

Cricket is played with a bat and **ball**.

Keep the books in the **hall**.

I can hear the school **bell**.

There is water in the **well**.








There is a house on the **hill**.

Pay the water **bill**.

You will fall if you push or **pull**.

**Milestone 7: Learning sheet – 8**

Look at the picture and read the sentences given below

	<b>The boy is running on the road. (run)</b>
	<b>The girl is skipping on the grass. (skip)</b>
	<b>The boy is climbing up the tree. (climb)</b>
	<b>The boys are jumping into the water. (jump)</b>
	<b>The girls are playing in the garden. (play)</b>
	<b>The children are clapping their hands. (clap)</b>
	<b>The woman is walking down the hill. (walk)</b>

**Milestone 7: Learning sheet – 9**

9.1 Read the words that you know from the given table below

him	her	again	when	off	ate
thought	how	people	you	out	almost

9.2 Say and write the words given below

him

her

again

when

of

ate

thought

how

people

you

out

almost

### Milestone 7: LET US WRITE – 1

Name: \_\_\_\_\_

Date: \_\_\_\_\_

Use the below given red letters to complete words and form new words

b	c	d	k	l	n	p	r	s	t
---	---	---	---	---	---	---	---	---	---

ack	eck	ick	ock	uck

### Milestone 7: LET US READ – 2

Name: \_\_\_\_\_

Date: \_\_\_\_\_

Read the sentences and go to your teacher for a review.

<p>The queen was fat.                  The king was thin.                  The queen gave a part of her food to the king.                  The king ate more food.</p>	<p>The king got fatter.                  The queen ate less food.                  The queen got thinner.                  The king and queen were the same size.</p>
--	---

### Milestone 7: LET US DO – 3

Name: \_\_\_\_\_

Date: \_\_\_\_\_

Read the sentences and go to your teacher for a review.

1	Stand	Standing	6	Sleep	
2	Do		7	Read	
3	Tell		8	Go	
4	Eat		9	Play	
5	Drink		10	Jump	

Milestone 7: LET US WRITE – 4

Name: \_\_\_\_\_

Date: \_\_\_\_\_

Recall the story "The fat King" and fill in the blanks

1. There was a fat \_\_\_\_\_
2. He had a \_\_\_\_\_ queen and a thin \_\_\_\_\_
3. The dog ran after a \_\_\_\_\_
4. The king ran \_\_\_\_\_ the dog.
5. Now, the fat king was \_\_\_\_\_

Milestone 7: LET US DO – 5

Name: \_\_\_\_\_

Date: \_\_\_\_\_

Look, spell and write.


Milestone 7: LET US WRITE – 6

Name: \_\_\_\_\_


Date: \_\_\_\_\_

Complete the following exercise using words given in the bracket:  
(Duck, Ball, Milk, Rack, Sick, Lock, Hill, Neck)

1. Malla's house is on the  \_\_\_\_\_

2. There is a  \_\_\_\_\_ near the hill.

3. A bell is on the  \_\_\_\_\_

4. The  \_\_\_\_\_ hits the bell.

5. Raj puts the tie around his  \_\_\_\_\_

6. The  \_\_\_\_\_ says

7. Put the key in the  \_\_\_\_\_

8. The doctor treats  \_\_\_\_\_ people.

Constructive feedback:

Date:

Teacher's signature